


# MAZDA

<b>GB</b> REAR UNDER SKIRT Installation Instructions	<b>N</b> SPOILER FOR STØTFANGER BAK NEDE Monteringsvejledning
<b>D</b> HECKSCHÜRZE Einbauanleitung	<b>S</b> BAKRE STÖTFANGARSPOILER, NERTILL Monteringsanvisning
<b>E</b> FALDON DE PARACHOQUES TRASERO INFERIOR Instrucciones de Montaje	<b>SF</b> HELMA SIVULISTAT TAKANA ALHAALLA Asennusohje
<b>F</b> TABLIER DU PARE-CHOCS ARRIÈRE INFÉRIEUR Instructions de Montage	<b>CZ</b> ZÁSTĚRA ZADNÍHO NÁRAZNÍKU, DOLNÍ Návod k Montáži
<b>I</b> GREMBIULE PARAURTI POSTERIORE IN BASSO Istruzioni di Montaggio	<b>H</b> HÁTSÓ ALSÓ LÖKHÁRÍTÓ-DISZÍTŐLÉC Beszerelési Utasítás
<b>P</b> AEROFÓLIO SOB O PÁRA-CHOQUES TRASEIRO Instruções de Montagem	<b>PL</b> FARTUCH TYLNY DOLNY Instrukcja Instalowania
<b>NL</b> BUMPERSKIRT ACHTER Inbouw-Instructie	<b>GR</b> ΠΟΔΙΑ ΠΡΟΦΥΛΑΚΤΗΡΑ ΠΙΣΩ ΚΑΤΩ Οδηγίες Τοποθέτησης
<b>DK</b> SKØRT TIL STØDSTANG BAGTIL FORNEDEN Monteringsvejledning	



**MAZDA MX-5 NC**

Part No: **NE85 V4 930F**

Date: 05-10-2005

© Copyrights MAZDA / MAZDA ACE

Sheet 1 of 10

Expert Fitment Required  
Montage durch Fachwerkstatt erforderlich  
Montaje sólo por el concesionario  
Montage par spécialiste nécessaire  
E' necessario in officina specializzata  
Especialista em montagem requerido  
Montage door vakman nodig  
Montage ved professionelt værksted påkrævet  
Nødvendig med montering fra fagvejerksted  
Verkstadsmontage erfordras  
Asennus tarpeen merkkikorjaamossa  
Montáž ve specializované dílně nutná  
A szereléshez szakműhely kell  
Konieczny montaż przez warsztat specjalistyczny  
Να τοποθει από συνεργείο



- (GB) Position arrow
- (D) Positionspfeil
- (E) Flecha de posición
- (F) Flèche de position
- (I) Freccia di posizione
- (P) Flexa de posição
- (NL) Lokatie/Positie pijl
- (DK) Lokaliseringspil
- (N) Posisjonspil
- (S) Positionpil
- (SF) Paikannusnuoli
- (CZ) Šipka na pozici
- (H) Helyzetjelző nyíl
- (PL) Strzałka położenia
- (GR) Βέλος θέσης

- (GB) Movement arrow
- (D) Bewegungspfeil
- (E) Flecha de movimiento
- (F) Flèche de mouvement
- (I) Freccia di movimento
- (P) Flexa de movimento
- (NL) Richtingspijl
- (DK) Bevægelsespil
- (N) Bevegelsespil
- (S) Rörelsepil
- (SF) Liikesuuntanuoli
- (CZ) Šipka pohybu
- (H) Mozgásirányjelző nyíl
- (PL) Strzałka kierunku ruchu
- (GR) Βέλος κίνησης

- (GB) Same procedure for the left and right side
- (D) Gleicher einbau für linke und rechte seite
- (E) Mismo procedimiento para lado izquierdo y derecho
- (F) Procédure identique pour les côtés gauche et droit
- (I) Stessa procedura valida per il lato destro e sinistro
- (P) Mesmo procedimento para o lado esquerdo e direito
- (NL) Dezelfde procedure voor de linker en rechter zijde
- (DK) Samme fremgangsmåde for venstre og højre side
- (N) Samme prosedyre for venstre og høyre side
- (S) Samma åtgärd för vänster och höger sida
- (SF) Samat toimenpiteet vasemmalle ja oikealle puolelle
- (CZ) Postup je stejný pro levou i pravou stranu
- (H) Az eljárás azonos a bal és a jobb oldalon
- (PL) Te same czynności należy wykonać po lewej i prawej stronie
- (GR) Ίδια διαδικασία για την αριστερή και τη δεξιά πλευρά



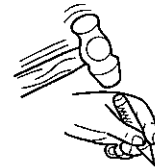
CLEANER



- (GB) Wipe clean
- (D) Reinigen
- (E) Limpiar
- (F) Nettoyer
- (I) Ripulire
- (P) Limpiar
- (NL) Zuiver maken
- (DK) Aftøring
- (N) Rengjøring
- (S) Rengör
- (SF) Puhdistus
- (CZ) Očistit
- (H) Tisztítsa meg
- (PL) Oczyszczyć
- (GR) Καθαρίσμη

- (GB) Throw away
- (D) Entsorgen
- (E) Tratamiento de residuos
- (F) Rebuter
- (I) Smaltire
- (P) Eliminar
- (NL) Weggooien
- (DK) Affald
- (N) Avskaffe
- (S) Ta hand om avfallet
- (SF) Hävittää
- (CZ) Vyhodit
- (H) Távolítsa el
- (PL) Usunąć jako odpad
- (GR) Αποσύρση

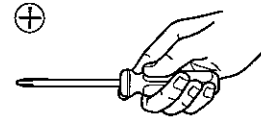
- (GB) Warning
- (D) Achtung
- (E) Atención
- (F) Attention
- (I) Attenzione
- (P) Atenção
- (NL) Let op
- (DK) Bemærk
- (N) Pass på
- (S) Varning
- (SF) Huomio
- (CZ) Pozor
- (H) Figyelem
- (PL) Uwaga
- (GR) Προσοχή



- (GB) Disconnect
- (D) Abklemmen
- (E) Desconectar
- (F) Déconnecter
- (I) Staccare
- (P) Desligar
- (NL) Demonteren
- (DK) Frakobles
- (N) Klem av
- (S) Koppla los
- (SF) Irrota
- (CZ) Odpojit
- (H) Szakítsa meg, kapcsolja szét
- (PL) Rozłączyć
- (GR) Αποσύνδεση

- (GB) Connect
- (D) Verbinden
- (E) Conectar
- (F) Raccorder
- (I) Collegare
- (P) Ligar
- (NL) Aansluiten
- (DK) Kobles
- (N) Tilkopling
- (S) Anslut
- (SF) Yhdustä
- (CZ) Spojit
- (H) Kapcsolja össze
- (PL) Połączyć
- (GR) Σύνδεση

- (GB) Use centre punch
- (D) Körnen
- (E) Marcar destornillador
- (F) Marquer au pointeau
- (I) Bullinare
- (P) Marcar con punção de marcar
- (NL) Centerponsen
- (DK) Opmærkning med kørner
- (N) Korning
- (S) Märkning med körnslag
- (SF) Merkitse puikolla
- (CZ) Důlkovat
- (H) Kipontozni punktowac
- (GR) Ποντάρισμη



- (GB) Use drill
- (D) Bohrer verwenden
- (E) Utilizar broca
- (F) Utiliser une mèche
- (I) Utilizzare trapano
- (P) Utilizar a perforadora
- (NL) Boordiameter
- (DK) Bor anvendes
- (N) Bruk diameter
- (S) Använd borr
- (SF) Käytä poraa
- (CZ) Použit vrták
- (H) Használjon fúrot
- (PL) Stosować wiertarkę
- (GR) Χρησιμοποιείτε τρυπάνι

- (GB) Burr removal
- (D) Entgraten
- (E) Desbarbar
- (F) Ebarber
- (I) Sbavare
- (P) Rebarbar
- (NL) Ontbramen
- (DK) Afgratning
- (N) Fjerning av spon
- (S) Avgrada
- (SF) Purseen poisto
- (CZ) Odstranit ořepý
- (H) Sorjátlanítás
- (PL) Usunąć zadziory
- (GR) Αφαιρείτε τα γρέζια

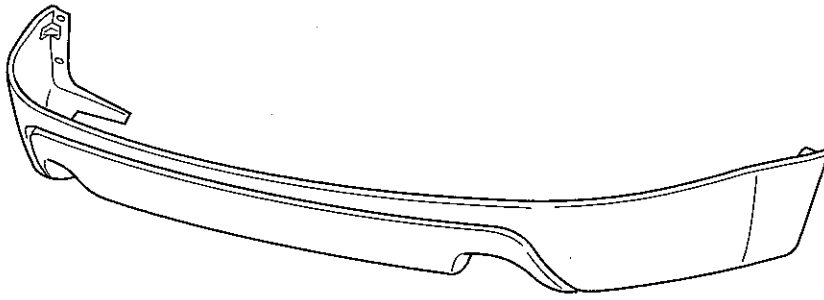
- (GB) Use philips screwdriver
- (D) Kreuzschraubendreher verwenden
- (E) Utilizar destornillador de estrella
- (F) Utiliser tournevis cruciforme
- (I) Utilizzare cacciavite a croce
- (P) Utilizar chave de fendas cruzada
- (NL) Kruiskopschroevendraaier
- (DK) Krydskærnskruetrækker anvendes
- (N) Bruk stjemeskrujern
- (S) Använd skruvmejsel för krysspår
- (SF) Käytä ristipääruuvitalttaa
- (CZ) Použit křížový šroubovák
- (H) Használjon keresztfejú csavarhúzó
- (PL) Stosować śrubokręt krzyżowy
- (GR) Χρησιμοποιείτε καταβίδ για βίδες φιλίπς



- (GB) See text
- (D) Siehe textt
- (E) Véase texto
- (F) Voir text
- (I) Vedi testo
- (P) Cf. o texto
- (NL) Zie tekst
- (DK) Se teksten
- (N) Se tekst
- (S) Se text
- (SF) Katso teksti
- (CZ) Viz text
- (H) Lásd a zsovegben
- (PL) Patrz tekst
- (GR) Βλέπε κείμενο

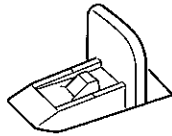
- (GB) Temporarily tightening
- (D) Provisorisch festziehen
- (E) Apretar temporariamente
- (F) Serrage provisoire
- (I) Per stringere temporaneamente
- (P) Apertar temporariamente
- (NL) Provisorisch vastdraaien
- (DK) Midlertidig stramning
- (N) Midlertidig stramning
- (S) Tillfällig fastdragning
- (SF) Tilapäinen kiristys
- (CZ) Přečhodné utažení
- (H) Ideiglenes meghúzás
- (PL) Dokręcenie tymczasowe
- (GR) Προσωρινό βίδωμα

**A**



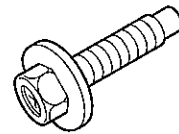
1 X

**B**



4 X

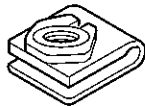
**C**



[9079 60 616]

10 X

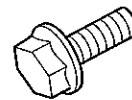
**D**



[B092 51 861]

4 X

**E**



[9YA0 10 502]

4 X

**F**



[GD7A 50 EA1]

2 X

**G**



2 X

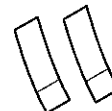
**H**



[9YB3 10 603]

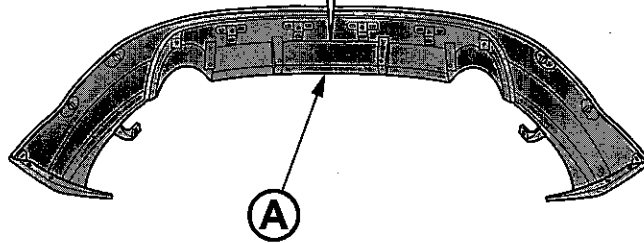
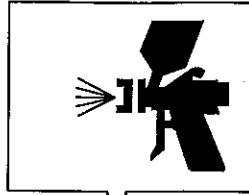
10 X

**I**

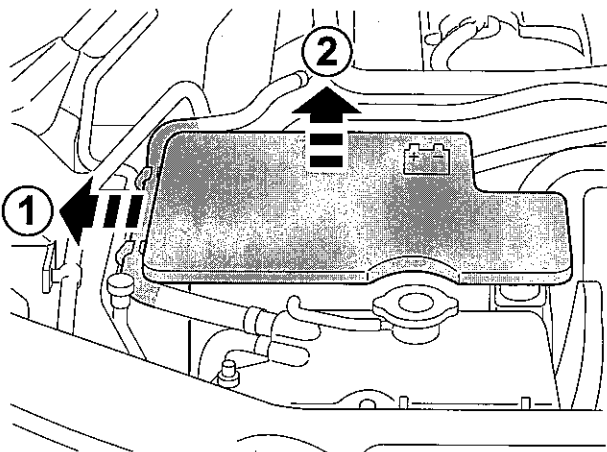


2 X

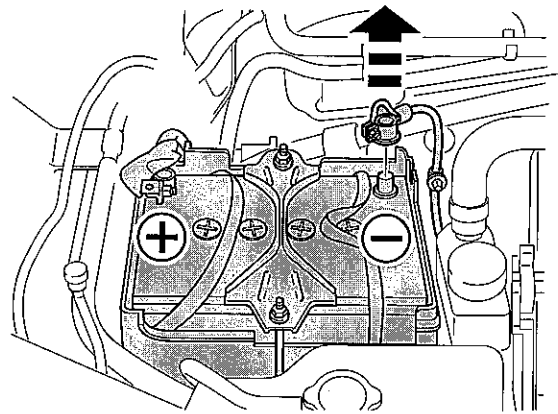
1



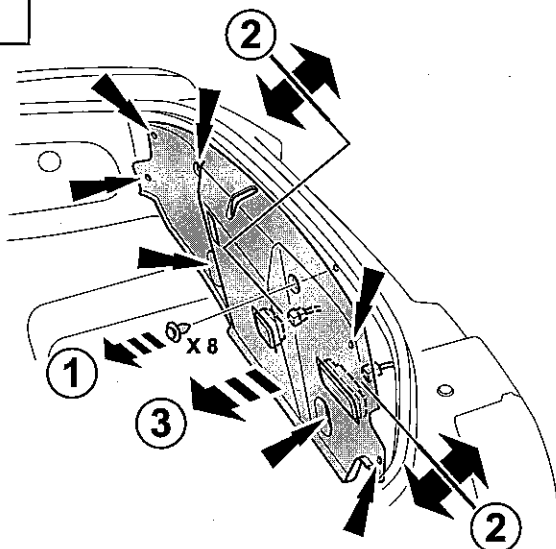
2



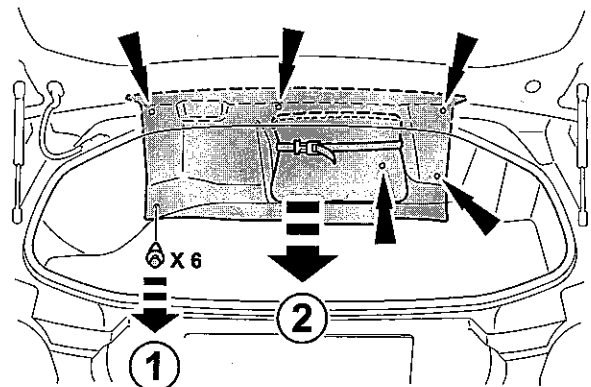
3



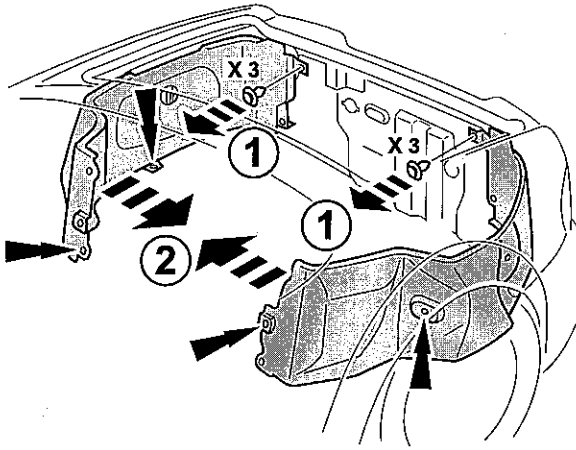
4



5

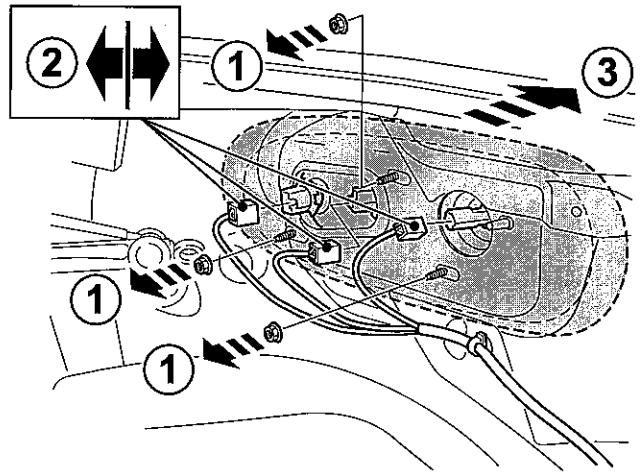


6

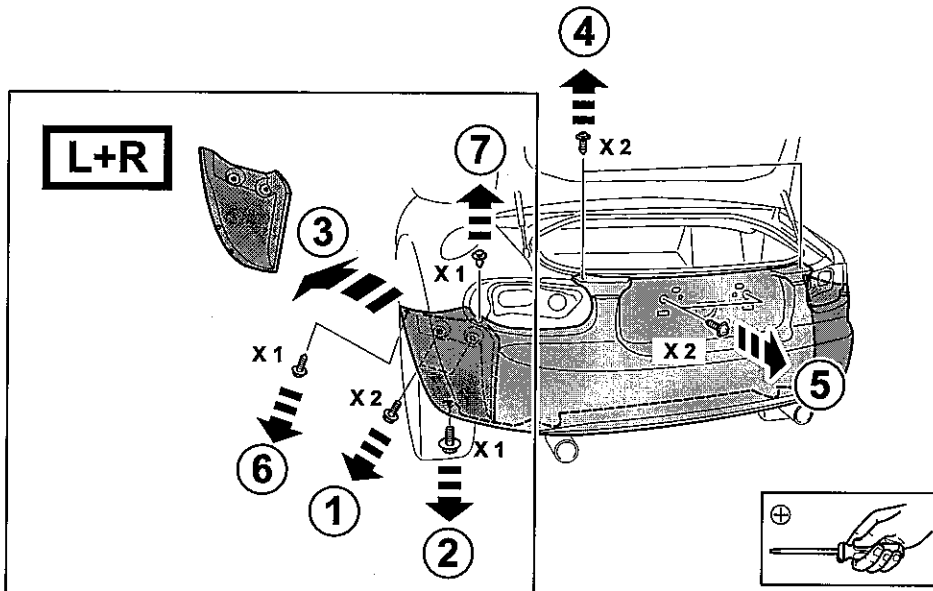


7

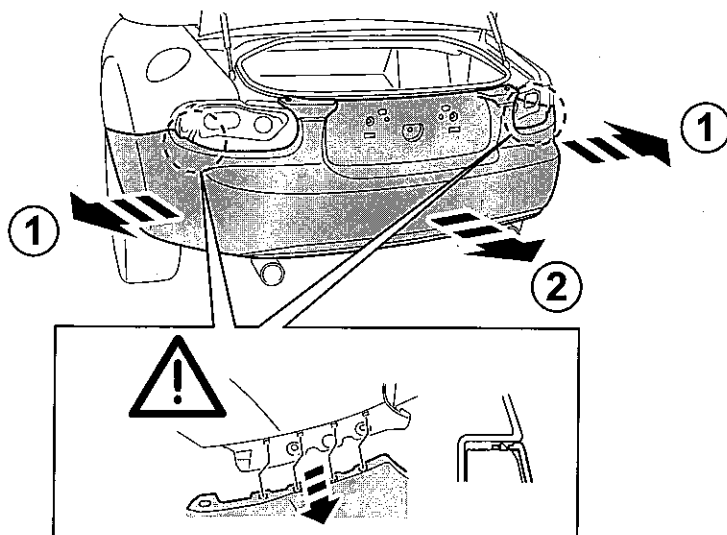
L+R



8

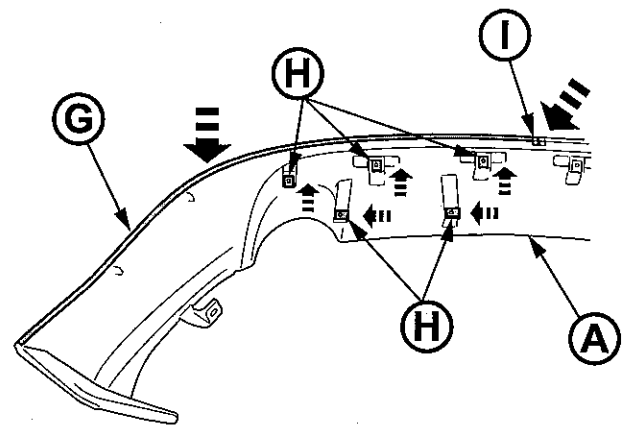


9

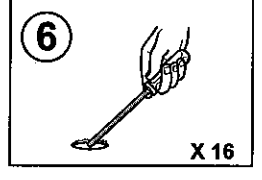
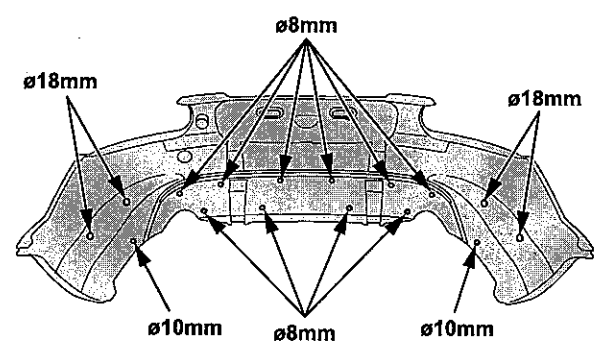
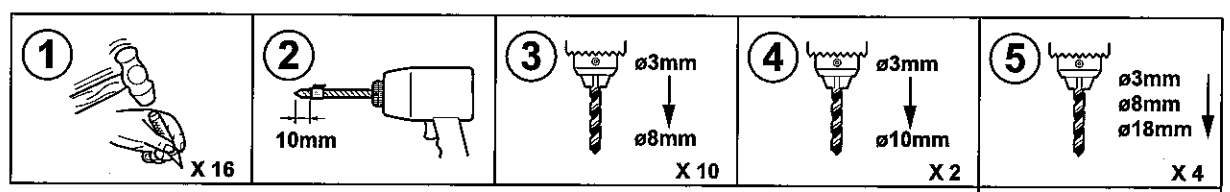


10

L+R

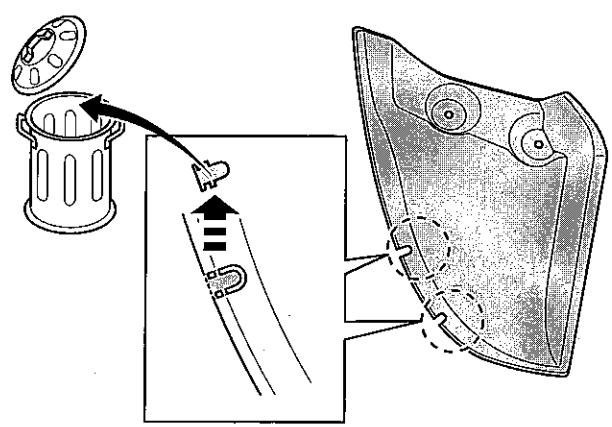


11



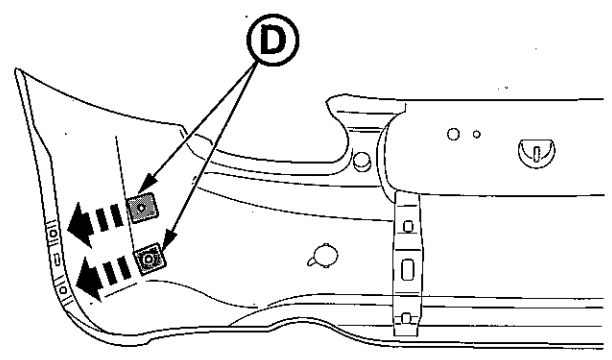
12

L+R

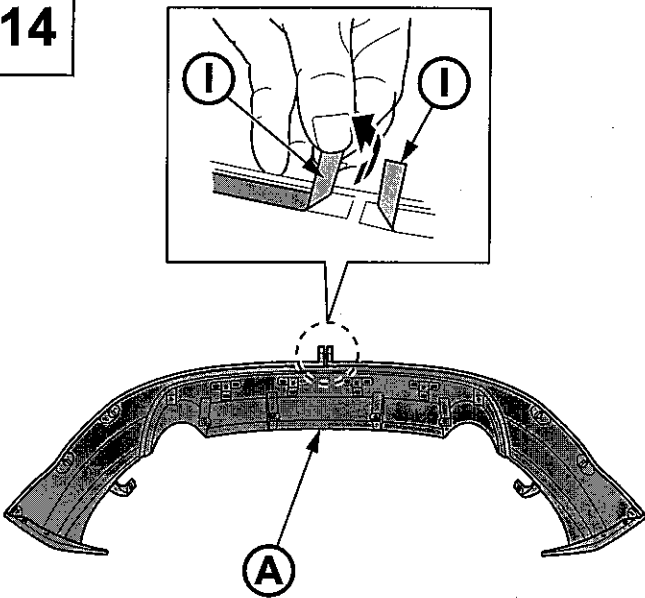


13

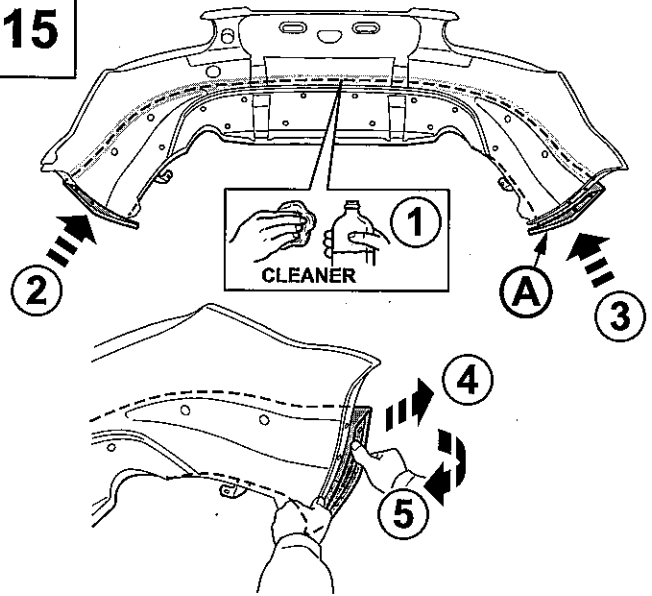
L+R



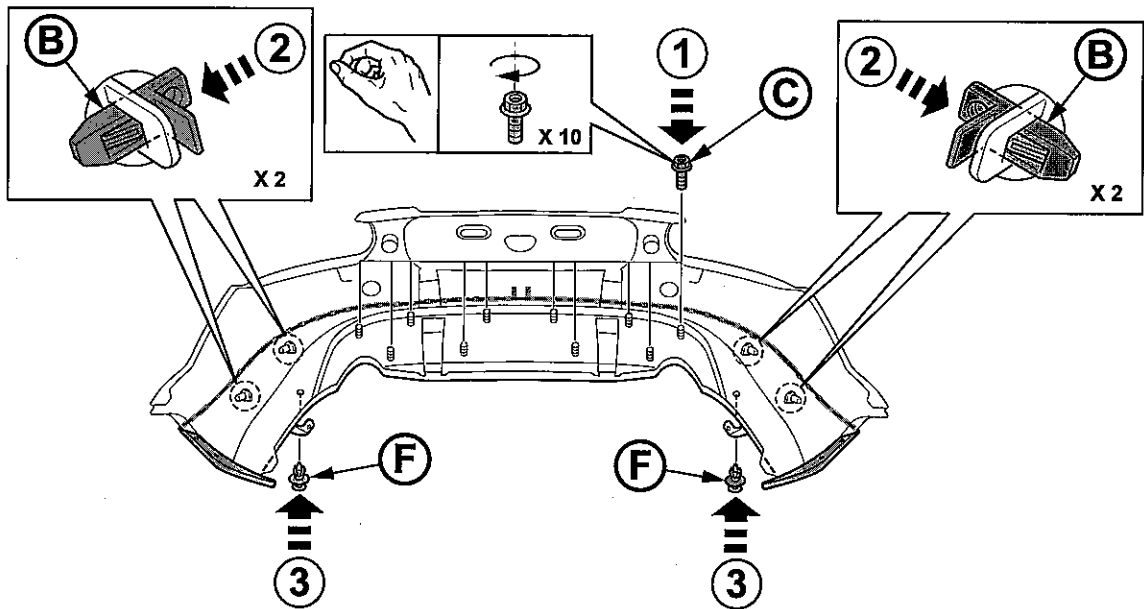
14



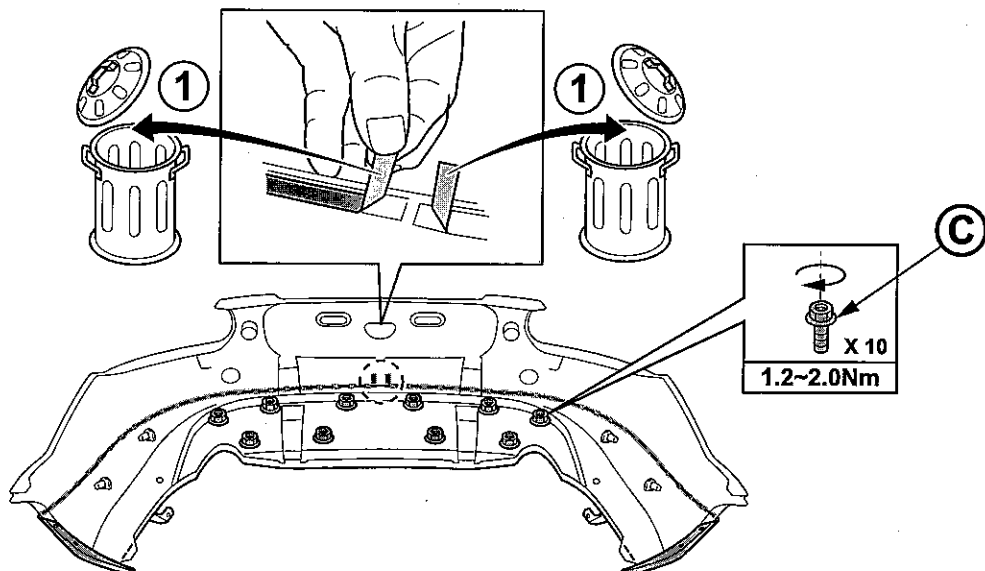
15



16

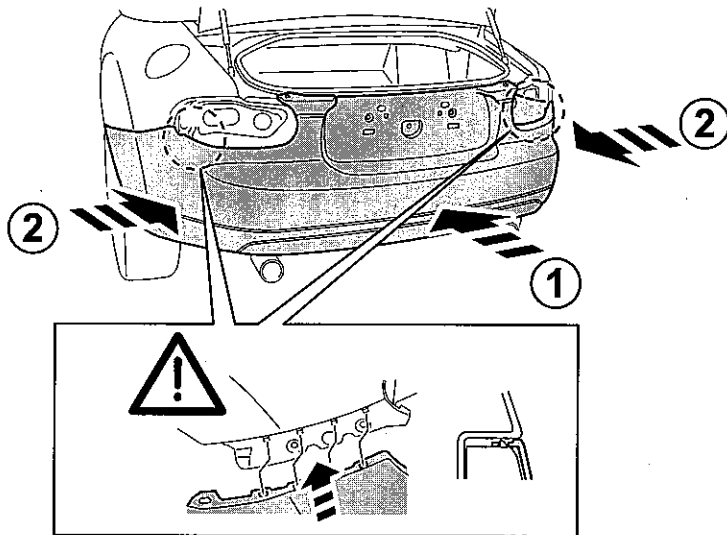


17

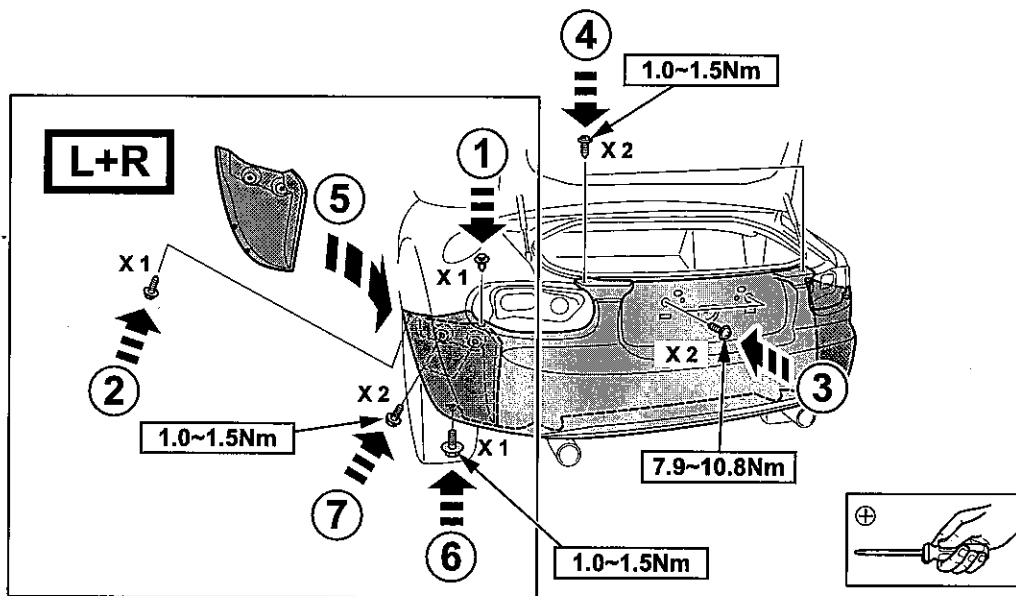




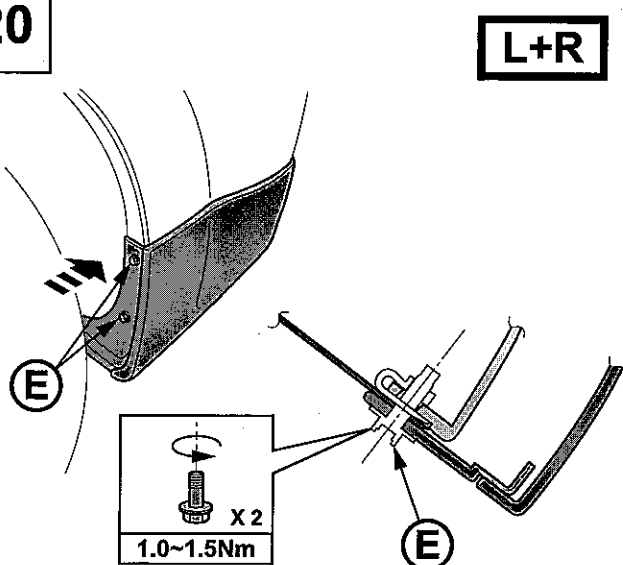
18



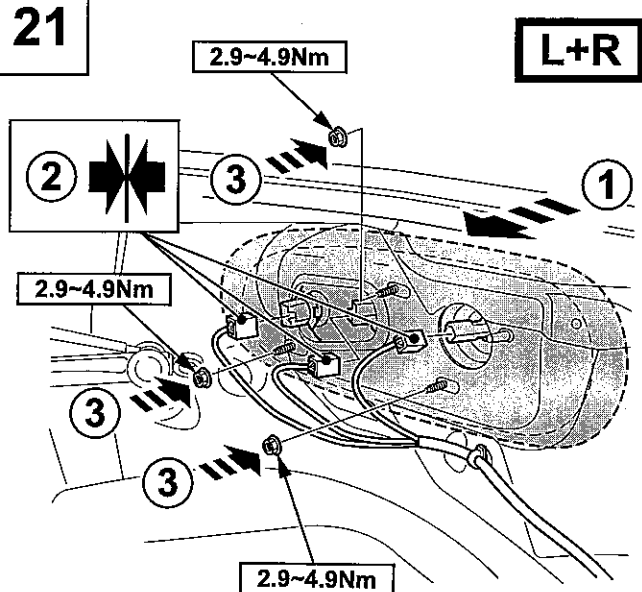
19



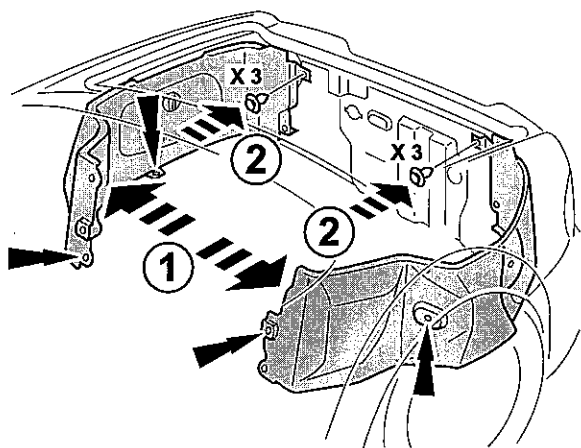
20



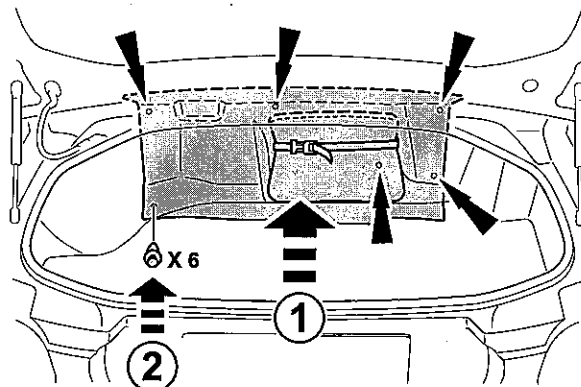
21



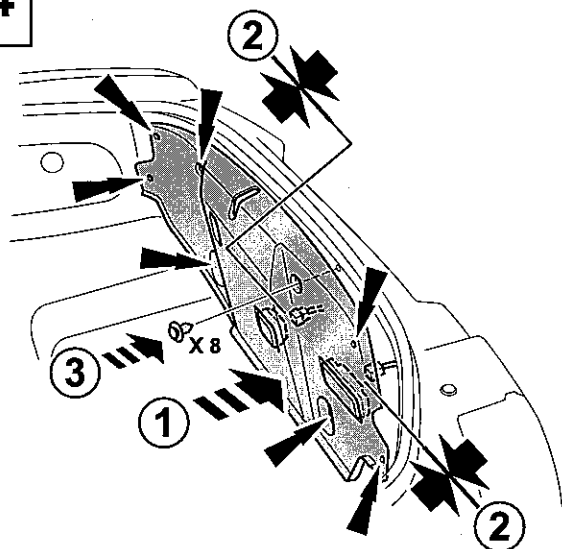
22



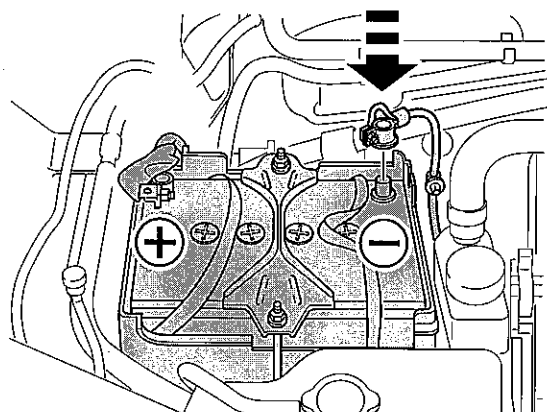
23



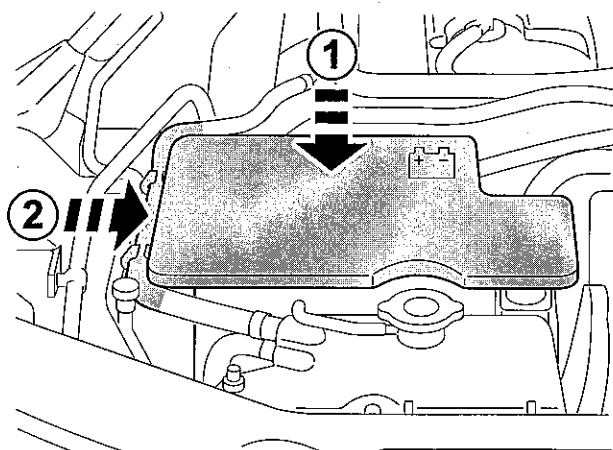
24



25



26



27

